

Ultrasonic Flowmeter S-Flow

Easy Installation, Space Savings

Flow rate is “visualized” using our long-cultivated ultrasonic technologies.
Contributes to energy savings and production process solutions.

- ✓ **Easy Clamp-on type by simply tightening 4 screws.
No need for pipe modification.**
- ✓ **Integrated detector and flow transmitter for space savings.**
- ✓ **Built-in temperature sensor enables simultaneous measurement of flow rate and temperature (Optional).**



Compliant with



Easy installation, space savings. Easily deployable ultrasonic flowmeter S-Flow

Carbon neutrality on a global scale has been attracting attention in recent years.

Companies are promoting their activities to achieve high efficiency and energy savings.

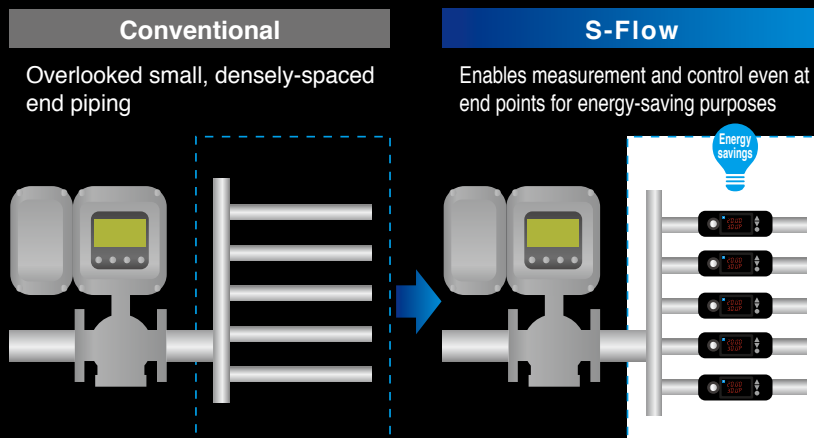
Against this backdrop, more demand is growing to control the flow rate of fluid at the end points of the production lines in the factories.

Fuji Electric has developed the easy-deployable Integral Flowmeter, named "S-FLOW" to support such demand.

It has realized easy installation, space savings and affordable cost.



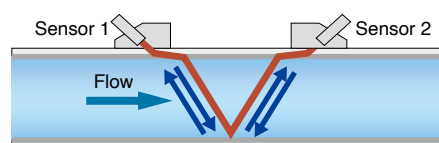
Pipe diameter:
8A/10A



Measuring principle

Transit-time measuring method by Fuji proprietary digital signal processing

By using the ultrasonic pulses transmitted diagonally between the upstream and downstream sensors mounted on the outside of the pipe, the flow rate is measured by detecting the time difference obtained by the flow of fluid.





Pipe diameter:
25A/32A



Pipe diameter:
15A/20A

The LED display is composed of inlaid layers. Requires connection to a dedicated cable during use.

Product lineup

Capable of measuring pipes from 8A to 32A.

Type	Pipe diameter
FSZ08	8A, 10A
FSZ15	15A, 20A
FSZ25	25A, 32A


Measurable pipe materials and fluids

Capable of a wide range of pipe materials and fluid types

Pipe materials	Metals (stainless steel, steel, copper), Plastics (PVC, PP, PVDF), etc.
Fluid types	Water, ultrapure water, chemicals, oil, etc.

Equipment configuration

Integrates the detector and flow transmitter to simplify equipment configurations.




Easy installation

Reduces labor hours and installation costs

- Clamp-on type requires no pipe modification. It can be installed without stopping equipment.
- No need for the sensor-distance adjustment. Anyone can easily install it by simply tightening the screws.



Clamp-on type without pipe modification.



Easy installation using a single screwdriver.

Easy to set up

- Configurable only with three buttons. Simply turn on, configure four settings, and start measuring immediately.



Conventional settings

- Sensor type
- Mounting method (V and Z methods)
- Pipe materials
- Pipe thickness
- Pipe outer diameter
- Fluid to measure

S-Flow settings

- Pipe materials
- Pipe thickness
- Pipe outer diameter
- Fluid to measure

No grease required

- Special rubber is used to keep the pipe in close contact instead of grease.
- No need to store grease for maintenance purposes.

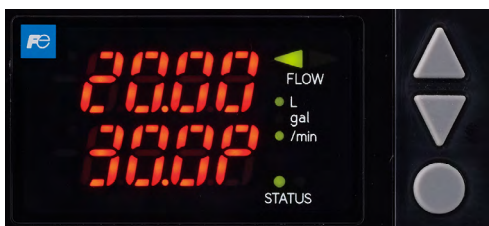


Backside rubber

Easy-to-read LED display of flow rate values

- Easy-to-read, intuitive 2-row LED display. Front function keys allow for easy operation.

Flow rate indication
Example 1



Row 1: Instantaneous flow rate value
Row 2: Instantaneous flow rate % value

Flow rate indication
Example 2



Row 1: Instantaneous flow rate value
Row 2: Pipe temperature

Space savings

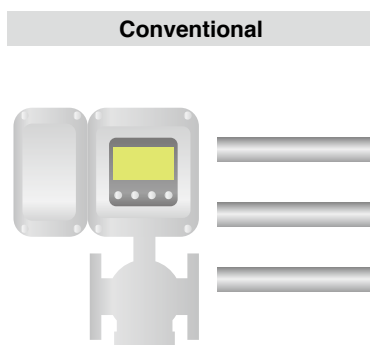
Integral, Compact design

- Flow transmitter and detector functions are integrated to achieve compact dimensions. Compared to conventional flow transmitter (type: FLR), the size is reduced by approximately 76%.

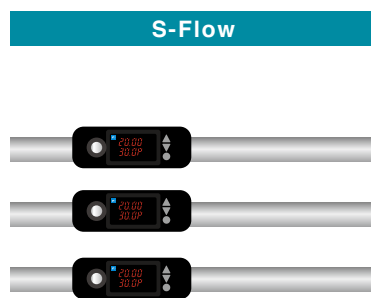


Can be installed on densely-spaced piping and inside of equipment

- Its compact design allows installation in areas where space is limited, such as in densely-spaced piping and inside equipment.



Cannot be mounted on densely-spaced piping due to large size




Can be mounted on small, densely-spaced piping



Compact and easy to mount inside equipment


Built-in temperature measurement function (Optional)

- A built-in temperature measurement function, enables simultaneous measurement of flow rate and temperature.



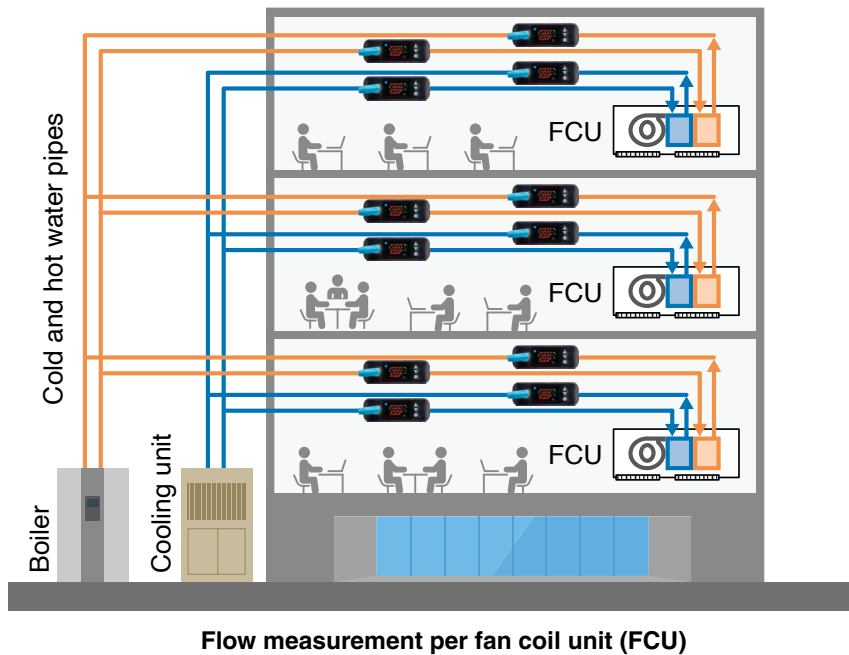
Flow control of semiconductor manufacturing equipment

In addition to piping for pure water manufacturing processes, cleaning processes, and equipment cooling, it can also be mounted inside equipment where there is densely-spaced small-diameter piping. Contributes to flow control in semiconductor manufacturing lines.



Flow monitoring of water for building air conditioning flow usage

It can be installed to cold and hot water piping throughout the entire building. By measuring the flow rate, it facilitates more efficient fan coil unit (FCU) operations. Similarly, it also facilitates efficient operation of air handling units (AHU) for large spaces. The monitoring of flow rates contributes to energy savings.





FUJI ELECTRIC FRANCE S.A.S.

46, rue Georges Besse - ZI du Brézet - 63 039 Clermont-Ferrand Cedex 2 - France

Téléphone: +33 (0)4 73 98 26 98

Email : sales.dpt@fujielectric.fr

Site internet : www.fujielectric.fr

Fuji Electric cannot be held responsible for any errors in our catalogues, brochures or other printed media. Fuji Electric reserves the right to modify its products without notice. This also applies to the products ordered, if the modifications do not alter the specifications substantially. The registered marks and names which appear in this document are the property